



IEC PERFORMANCE DATA SHEET

IEC Efficiency Level IE3

Catalog #: IJC315S-6-47

HP	kW	Voltage	L.R. Amps	Efficiency	Power Factor	Service Factor	Frame	Design
100,00	74,60	460 / 796	783,90	95,0%	0,85	1,15	315S	N

60 Hz								
FLA							Is/In	F.L. RPM
208	230	333	460	575	796	990		
/	/	/	117,00	/	67,60	/	6,7	1180

50 Hz								
FLA						Efficiency	Is/In	F.L. RPM
190	380	400	415	660	725			
/	142,00	134,90	130,00	81,79	74,36	94,6%	6,7	985

Wgt. Lbs	PH	Duty	Insul. Class	Ambient Temp.	Elevation	Temp. Rise° C
1858,8	3	S1	H	40°C	1000 M	70

% Efficiency		% Power Factor		Torque			Protector Type	Winding Resist. Ω
					60Hz	50Hz		
Full Load:	95,0%	Full Load:	0,85	FLT ft.lbs	445,08	533,20	PTC-150°C	-
3/4 Load:	91,2%	3/4 Load:	0,72	LRT %	200	200		
1/2 Load:	79,9%	1/2 Load:	0,55	BDT %	200	200		

Rotor Inertia Wk2 Lb-Ft2	Max Load Inertia Wk2 Lb-Ft2	Shaft Material	Frame Material	DE Bracket Type	ODE Bracket Type	Mounting	Enclosure	Protection
-	-	Standard	Cast Iron	Standard	Standard	B3	TEFC	IP55

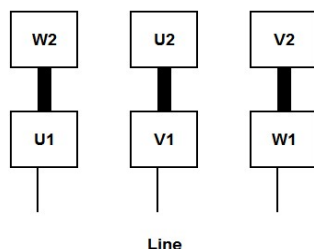
Ball Bearings		Grease	Mount Type	Orientation	Cold Start (Secs)	Paint
DE	ODE					
NU319	6319-C3	Mobil PolyRexEM	Rigid	Horizontal	15	Red

Inverter Duty. Motor meets MG1 parts 31.4.4.2	Constant Torque Range	Variable Torque Range
	10:1	20:1

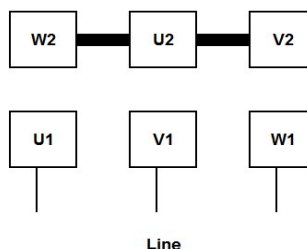
WIRING CONNECTION DIAGRAM : E

IEC Frames 200L - 355L, Dual Voltage
460 / 796 VAC, 6 posts, 6 leads, Δ / Y Connection

Low Voltage (460 Vac)
6 Leads Δ 6 posts



High Voltage (796 Vac)
6 Leads Y 6 posts

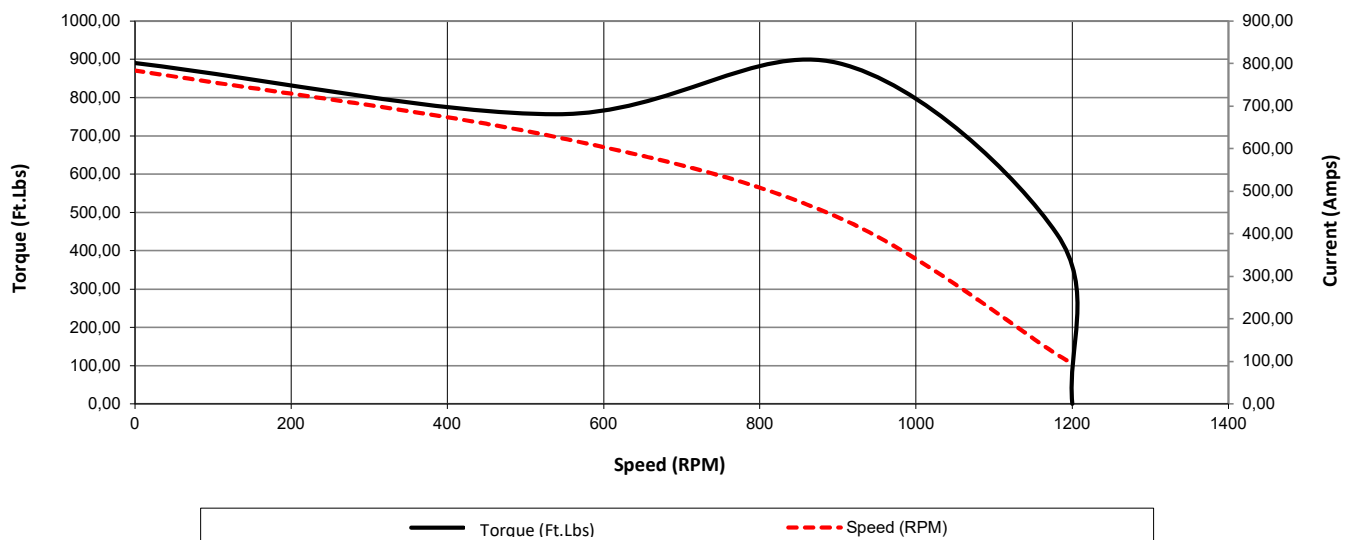


Date: 25 janvier, 2024
 Customer: _____
 Contact: _____
 Submittee: J.C. Lavallée

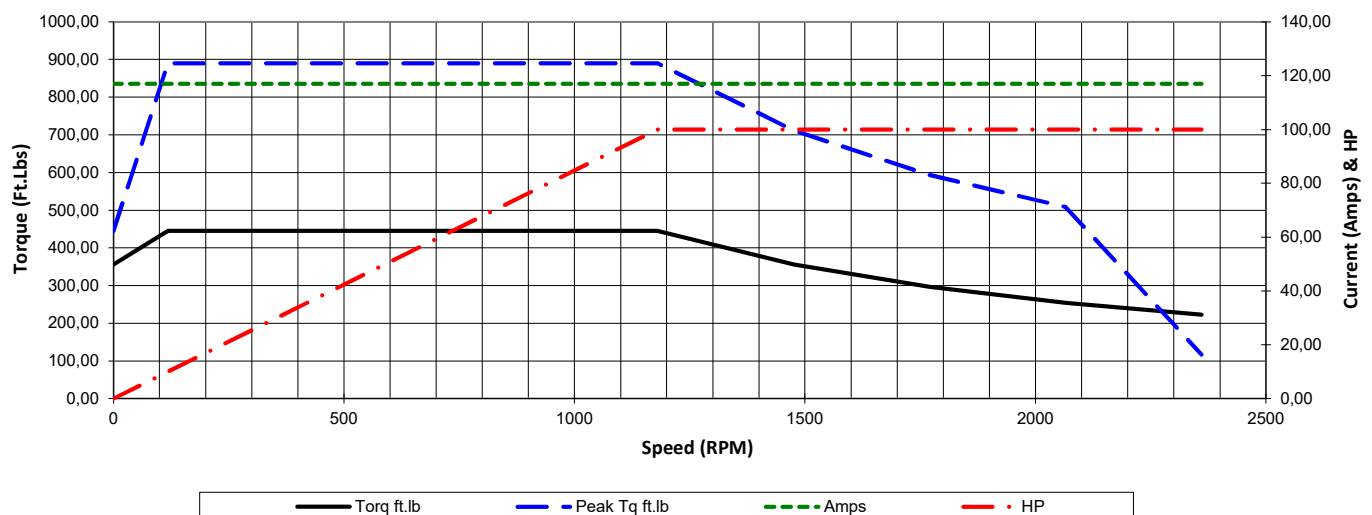
Catalogue #: IJC315S-6-47

IEC Efficiency Level IE3											
HP	Kw	VAC	RPM	Enclosure	Frame	Frequency	Design	Poles	LR Is/In	Insulation Class	Temp. Rise °C
100,00	74,60	460 / 796	1180	TEFC	315S	60	N	6	6,7	H	70
	0Hz	6Hz	15Hz	30Hz	45Hz	60Hz	75Hz	90Hz	105Hz	120Hz	
Amps	117,00	117,00	117,00	117,00	117,00	117,00	117,00	117,00	117,00	117,00	117,00
RPM	0	118	295	590	885	1180	1475	1770	2065	2360	
Torq ft.lb	356,07	445,08	445,08	445,08	445,08	445,08	356,07	296,72	254,33	222,54	
Peak Tq ft.lb	445,08	890,17	890,17	890,17	890,17	890,17	712,14	593,45	508,67	117,00	
HP	0,00	10,00	25,00	50,00	75,00	100,00	100,00	100,00	100,00	100,00	
	Locked Rotor	Pull-Up	Breakdown	Rated Load	Idle	Duty	S. F.	Ambient	Elevation	dBA @ 1M	
Speed (RPM)	0	540	900	1180	1200	S1	1,15	40°C	3,300 ft	-	
Current (Amps)	783,90	627,12	438,98	117,00	94,50	VFD Rating: Meets MG1 parts 31.4.4.2					
Torque (ft-lbs)	890,17	756,64	890,17	445,08	0,0	CT :	10:1	VT :	20:1		

Motor Speed Data



Motor Torque Capability vs RPM



Date: **25 janvier, 2024**
 Customer: _____
 Contact: _____
 Submittee: **J.C. Lavallée**

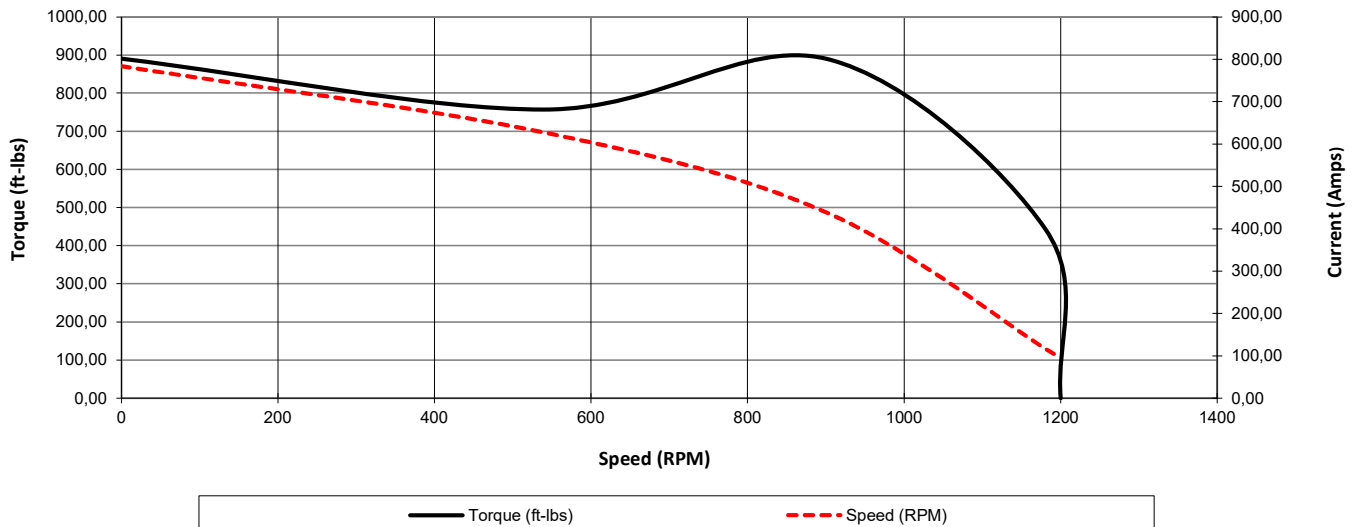
Catalogue #: **IJC315S-6-47**

IEC Efficiency Level IE3											
HP	Kw	VAC	RPM	Enclosure	Frame	Frequency	Design	Poles	LR Is/In	Insulation Class	Temp. Rise °C
100,00	74,60	460 / 796	1180	TEFC	315S	60	N	6	6,7	H	70

Load %	0%	25%	50%	75%	100%	125%	150%
Amps	94,50	94,50	103,50	108,00	117,00	135,00	171,00
Torq ft/lbs	0	109,87	220,67	332,41	445,08	580,14	745,12
RPM	0	1195	1190	1185	1180	1132	1057
Eff %	0	59,8	79,9	91,2	95,0	92,5	85,0
PF %	0	38,8	55,1	71,8	85,0	87,6	89,3

	Locked Rotor	Pull-Up	Breakdown	Rated Load	Idle	Duty	S. F.	Ambient	Elevation	dBA @ 1M
Speed (RPM)	0	540	900	1180	1200	S1	1,15	40°C	3,300 ft	-
Current (Amps)	783,90	627,12	438,98	117,00	94,50	VFD Rating: Meets MG1 parts 31.4.4.2				
Torque (ft-lbs)	890,17	756,64	890,17	445,08	0,0	CT :	10:1	VT :	20:1	

Motor Speed Data



Motor Load Data

